

LINEAR LIGHTS

ALVIN SERIES

KEY FEATURES

BODY


White painted (RAL 9003) metal sheet

OPTIC

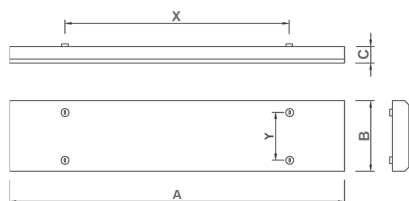
KV - double parabolic louvre category C2 or highly polished aluminium, with opal cover of LED modules.

LED

Mid power LED
CRI 80
(CRI 90 on request)



DIMENSIONS



MODEL NUMBER	A (mm)	B (mm)	C (mm)	X (mm)	Y (mm)
OL-ALVIN-M1(L4)-01	611	410	52	400	310
OL-ALVIN-M2(L1)-01	1,210	153		900	65
OL-ALVIN-M3(L2)-01	1,210	238		900	150
OL-ALVIN-M3(L2)-02	1,210	238		900	150
OL-ALVIN-M4(L1)-01	1,510	153		1,200	65
OL-ALVIN-M5(L2)-01	1,510	238		1,200	150
OL-ALVIN-M5(L2)-02	1,510	238		1,200	150

IP20
220-240V
50-60HZ
CRI 80
UGR <19
EEC A+
LIFETIME 80,000 HRS
↑
⚙️
ⓧ
CE
RoHS
DALI
DIM 1-10V DC

Standard Warranty: 2 Years
Extended Warranty: 3 Years

TECHNICAL SPECIFICATION

MODEL NUMBER	W	lm KV	K
OL-ALVIN-M1(L4)-01	37	4,200lm	3,000K 4,000K 5,700K
OL-ALVIN-M2(L1)-01	19	2,200lm	
OL-ALVIN-M3(L2)-01	26	3,200lm	
OL-ALVIN-M3(L2)-02	37	4,300lm	
OL-ALVIN-M4(L1)-01	30	3,400lm	
OL-ALVIN-M5(L2)-01	41	5,200lm	
OL-ALVIN-M5(L2)-02	58	6,900lm	

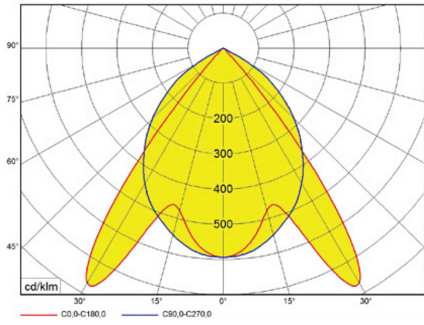
Fabiia, G08, The Light Box, 111 Power Road, Chiswick, London W4 5PY, United Kingdom.
contact@norse.lighting | www.norse.lighting

Please note: Specification values may change due to rapid development of lighting technology. Data may be rounded up/down for illustrative purposes. Tolerance range of optical and electrical data is +/-10%. We reserve the right to amend or change details without prior notification.

LINEAR LIGHTS


ALVIN SERIES

PHOTOMETRIC DRAWINGS




ADDITIONAL PHOTOS

OL-ALVIN-M1(L4)



OL-ALVIN-M2(L1)



OL-ALVIN-M3(L2)

